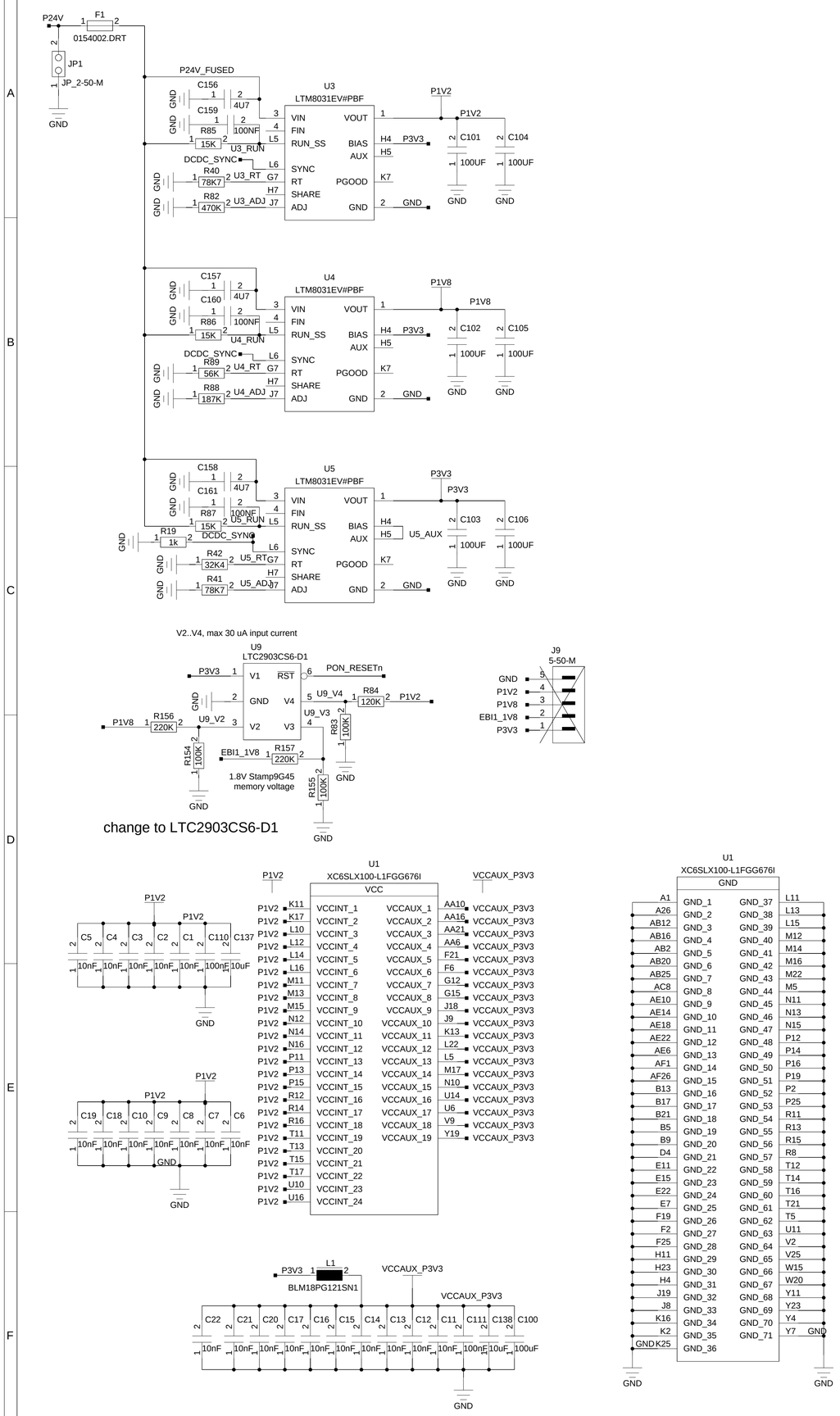

Developer:	Karl-Heinz Sulanke	Project:	CTA
		Schematic:	L2CB1
Drawn by:		Sheet:	Power Supplies, power on reset
Layouter:	Anakonda GmbH	DESY- Zeuthen	Platanenallee 6 D-15738 Zeuthen
Changed of sch:			
Date Changed:	18/03/2025:13:31	PCB No: 9132-00	Rev: 1 / Size: A3
Date of prod. data:		PCB name: L2CB1	Sheet: 1 of 6

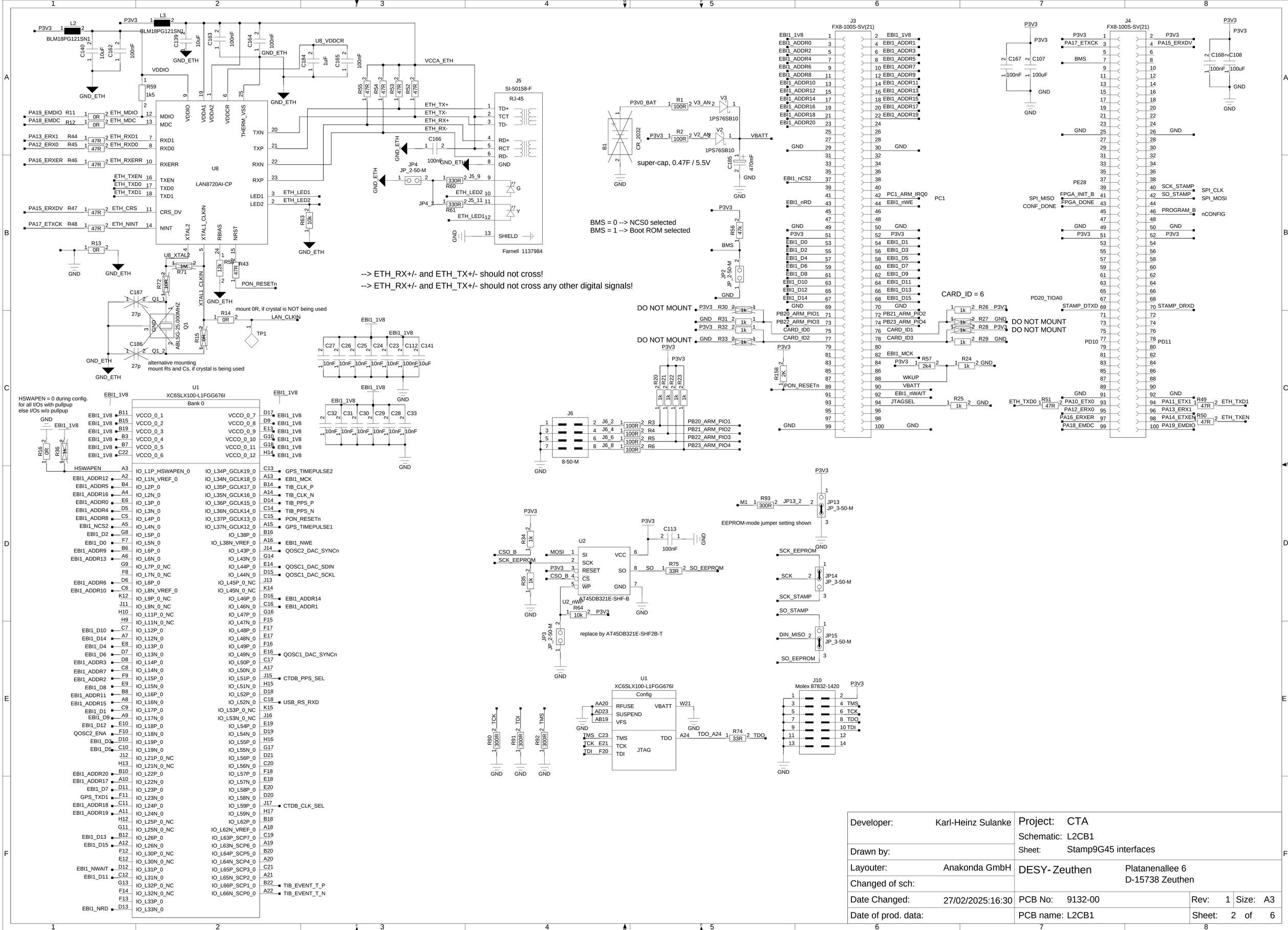

Developer:	Karl-Heinz Sulanke	Project:	CTA
		Schematic:	L2CB1
Drawn by:		Sheet:	Stamp9G45 interfaces
Layouter:	Anakonda GmbH	DESY- Zeuthen	Platanenallee 6 D-15738 Zeuthen
Changed of sch:			
Date Changed:	27/02/2025:16:30	PCB No: 9132-00	Rev: 1 Size: A3
Date of prod. data:		PCB name: L2CB1	Sheet: 2 of 6

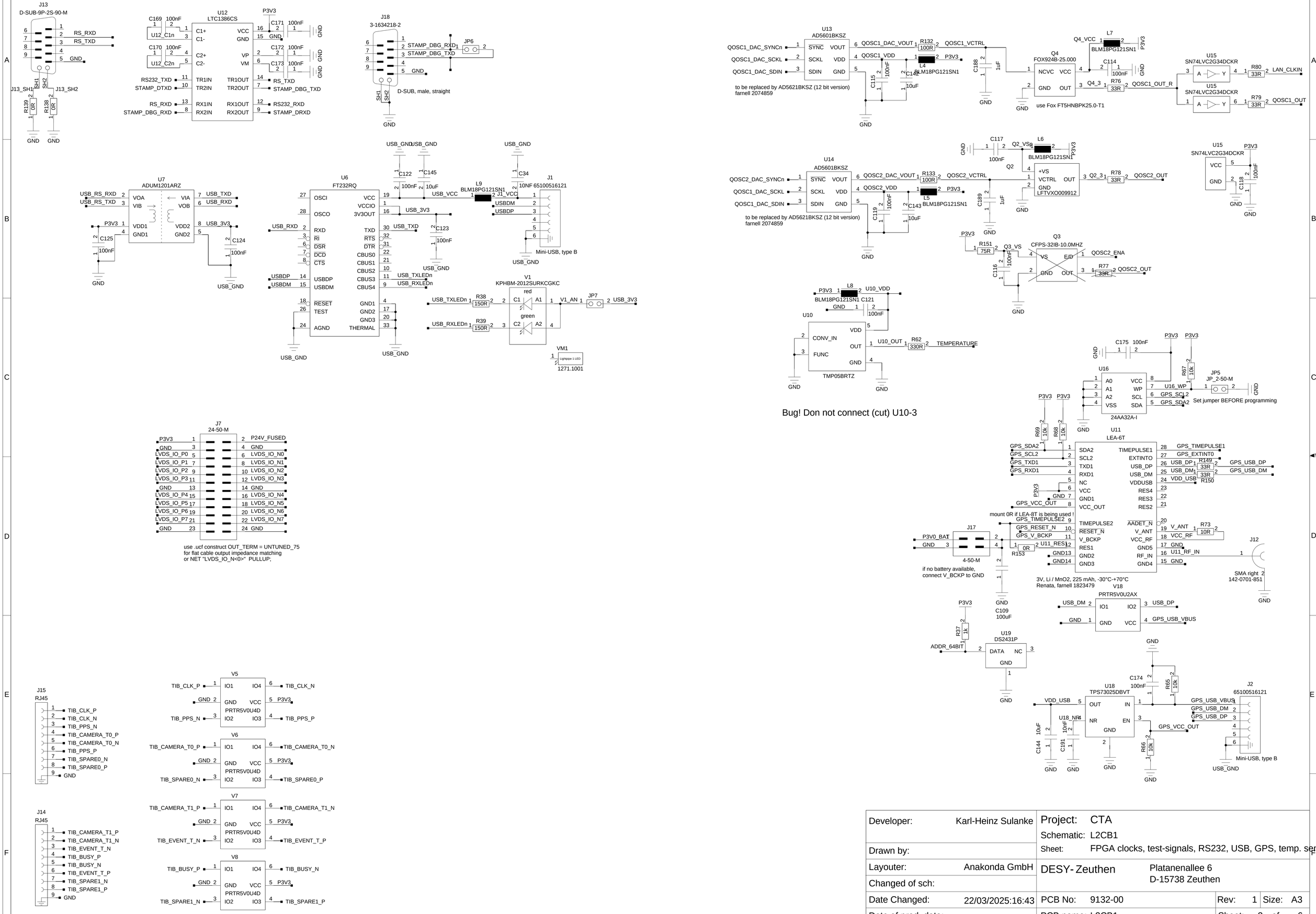

Developer:	Karl-Heinz Sulanke	Project:	CTA
		Schematic:	L2CB1
Drawn by:		Sheet:	FPGA clocks, test-signals, RS232, USB, GPS, temp. sen
Layouter:	Anakonda GmbH	DESY- Zeuthen	Platanenallee 6 D-15738 Zeuthen
Changed of sch:			
Date Changed:	22/03/2025:16:43	PCB No: 9132-00	Rev: 1 Size: A3
Date of prod. data:		PCB name: L2CB1	Sheet: 3 of 6

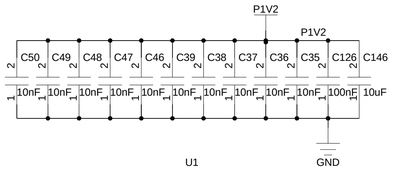



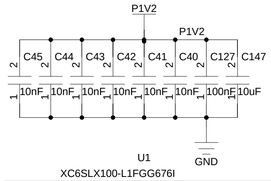

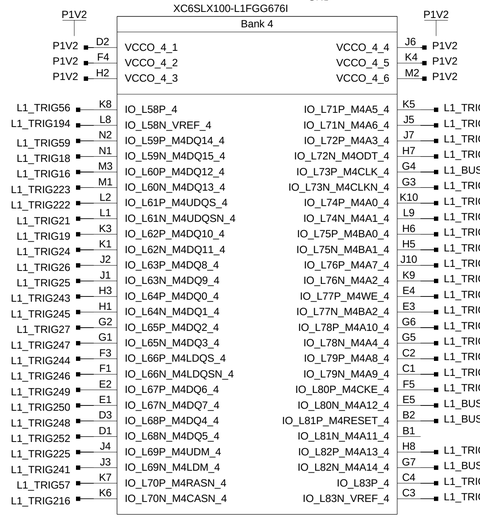

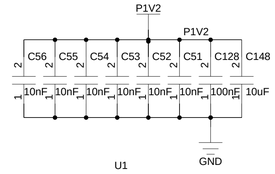

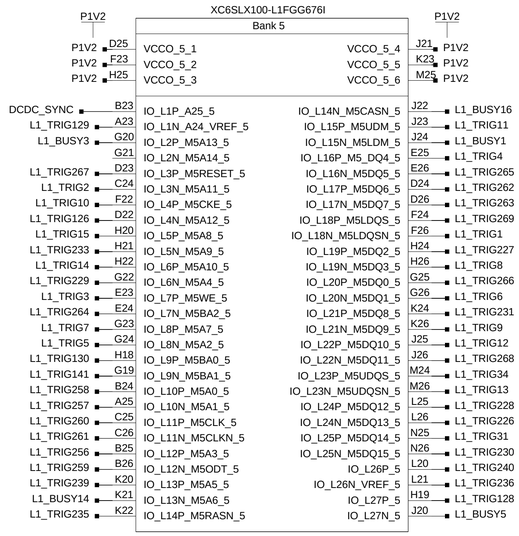

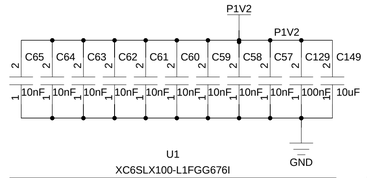

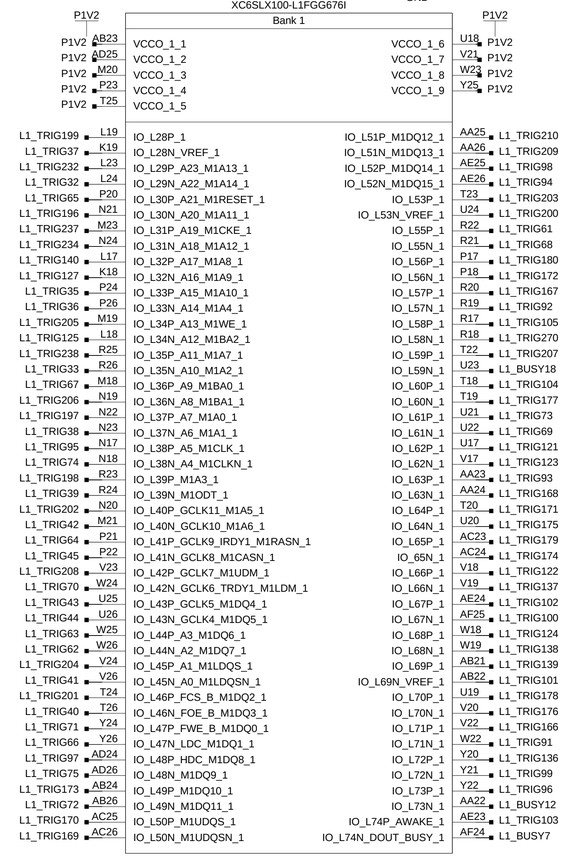

Developer:	Karl-Heinz Sulanke	Project:	CTA		
Drawn by:		Schematic:	L2CB1		
		Sheet:	FPGA, banks 1,3,4,5, with L1 trigger inputs		
Layouter:	Anakonda GmbH	DESY- Zeuthen	Platanenallee 6 D-15738 Zeuthen		
Changed of sch:					
Date Changed:	24/02/2025:14:36	PCB No: 9132-00	Rev: 1	Size: A3	
Date of prod. data:		PCB name: L2CB1	Sheet: 4 of 6		





Developer:	Karl-Heinz Sulanke	Project:	CTA		
		Schematic:	L2CB1		
Drawn by:		Sheet:	L1-trigger signals & termination		
Layouter:	Anakonda GmbH	DESY- Zeuthen	Platanenallee 6 D-15738 Zeuthen		
Changed of sch:					
Date Changed:	24/02/2025:14:38	PCB No: 9132-00		Rev: 1	Size: A3
Date of prod. data:		PCB name: L2CB1		Sheet: 5 of 6	

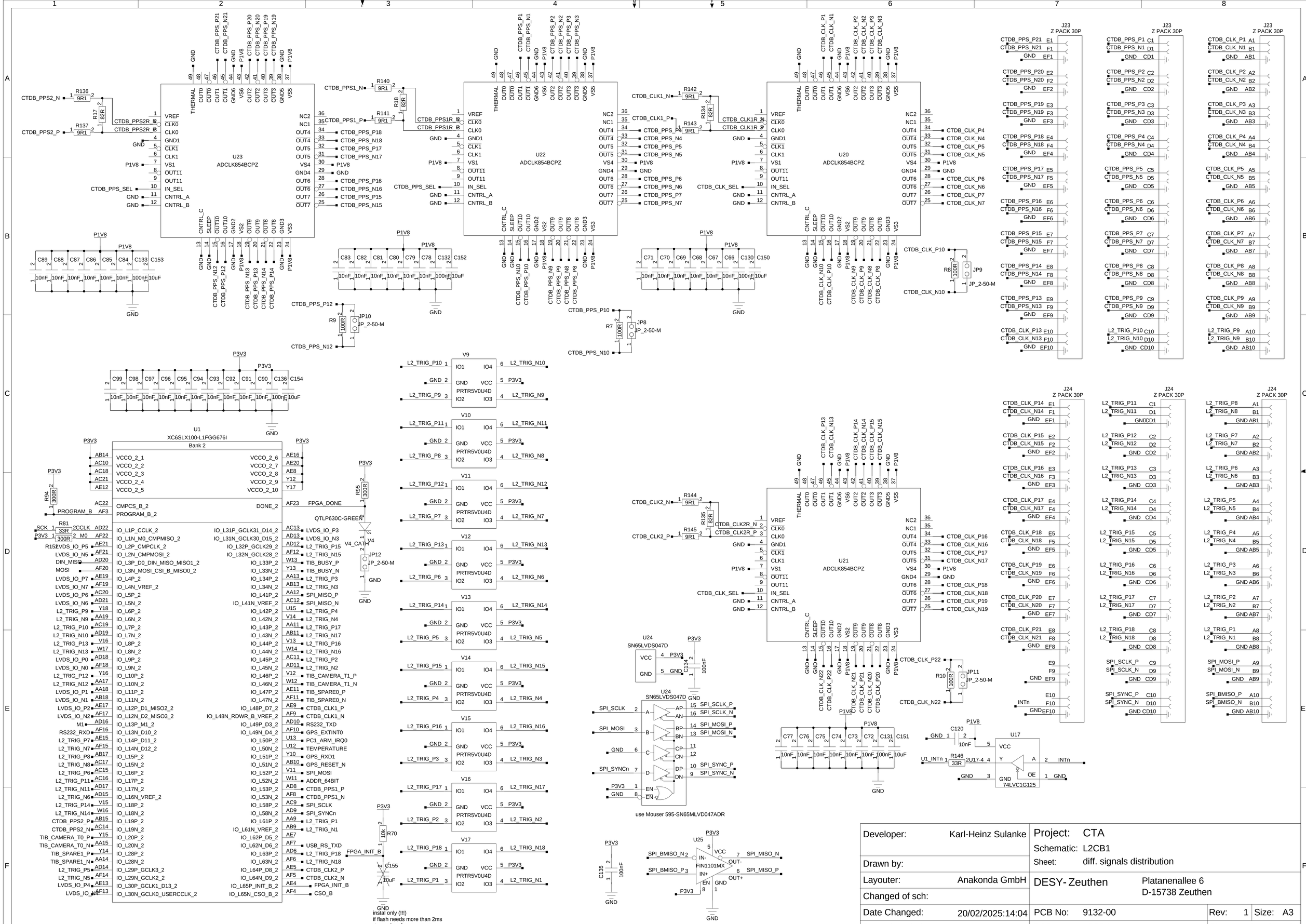

Developer: Karl-Heinz Sulanke	Project: CTA		
	Schematic: L2CB1		
Drawn by:	Sheet: diff. signals distribution		
Layouter: Anakonda GmbH	DESY- Zeuthen	Platanenallee 6 D-15738 Zeuthen	
Changed of sch:			
Date Changed: 20/02/2025:14:04	PCB No: 9132-00	Rev: 1	Size: A3
Date of prod. data:	PCB name: L2CB1	Sheet: 6 of 6	