



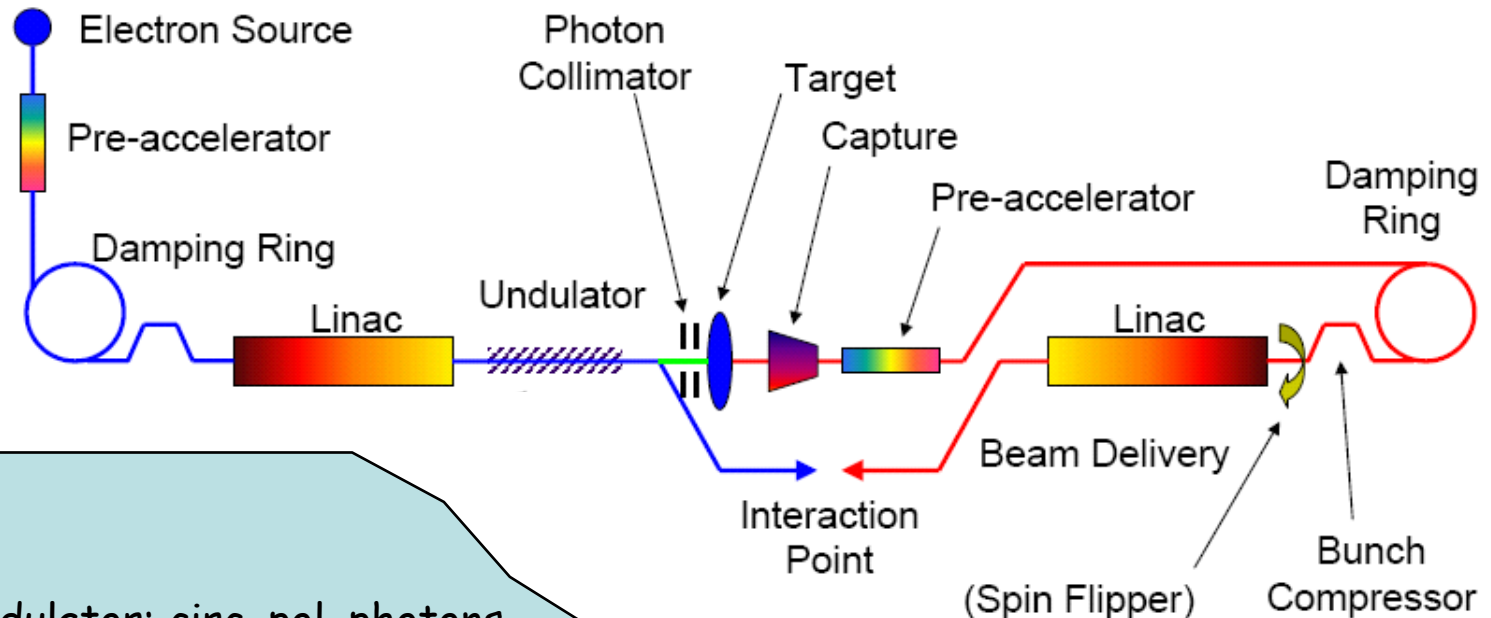
Monte Carlo based studies of polarized positrons source for the International Linear Collider (ILC)

R. Dollan, K. Laihem, Th. Lohse, A. Schälicke, A. Stahl

ACAT 2005 DESY Zeuthen. May 22 - 27, 2005
X International Workshop on Advanced Computing and Analysis Techniques in
Physics Research

Motivation for „polarized“ GEANT4

Simulation of polarization dependent processes for the development of a polarized positron source for the ILC



- I. Production:
- Helical undulator: circ. pol. photons
 - Conversion Target: via **pair production** longitudinally polarized e^- and e^+
 - Capture of the polarized e^+

- II. Polarimetry:
- Transmission polarimetry via **Compton scattering** (E166)
 - other possibilities: **Møller / Bhabha scattering** ?

GEANT4 Status

Particle:

Particle definition
Momentum
Polarization

Material/Volume:

Atomic composition
Density
Fields (electric/magnetic)

Processes:

- at rest
 - particle decay
 - annihilation
- along step
 - ionization
 - multiple scattering
- post step
 - Compton scattering
 - Bremsstrahlung
 - Møller-, Bhabha scattering
 - Pair production

- only low energy Compton scattering (linear pol. optical photons on unpol. e^-)
- no polarization of the medium
- placeholder for pol. vector of particles (3-vector) exists

What is needed in GEANT4 for polarization studies

TARGET

Gammas:

- ★ •GammaConversion
- ★ •ComptonScattering
- PhotoElectricEffect

Electrons and Positrons:

- MultipleScattering
- Ionization
- ★ •Bremsstrahlung

Diagnostics (Polarimetry)

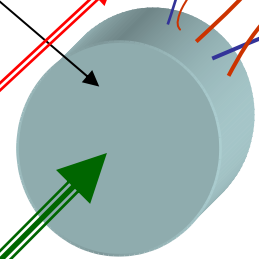
Cross sections polarization dependent

- Compton Scattering ★
- Bhabha Scattering
- Moller Scattering
- Positron annihilation in Flight
-

Polarization transfer to e-/e+

Polarization tracking (depolarization effects ?)

Polarized γ beam
From the Helical
Undulator



0.5 X0 W (Tungsten) -> E166
X0 W (Tungsten) = 3.5 mm

MAGNETIC FIELD:

Proposal for the implementation

- Use the 3-vector (particlePolarization) for bookkeeping of particle polarization
but: how to define the polarization ?
- introduce a polarization manager to handle the medium-polarization
- implement polarization dependent cross sections for the desired processes in a universal way (for future extension)

Proposal: use Spin density matrix and Stokes-Parameters

Advantages:

- can handle all polarization states
- provides a unique definition of the polarization

Stokes parameters

G.Stokes, Trans. Cambridge Phil. Soc. 9 (1852) 399

Wave function :

$$\Psi(\mathbf{x}, t) = a_1 \Psi_1 + a_2 \Psi_2$$

Jones vector :

$$\mathbf{a} = \begin{pmatrix} a_1 \\ a_2 \end{pmatrix} \quad |a_1|^2 + |a_2|^2 = 1$$

Spin density matrix :

$$\rho = \mathbf{a} \otimes \mathbf{a}^* = \begin{pmatrix} a_1 a_1^* & a_1 a_2^* \\ a_2 a_1^* & a_2 a_2^* \end{pmatrix} = \frac{1}{2} (1 + \boldsymbol{\xi} \boldsymbol{\sigma})$$

Stokes parameter :

$$\boldsymbol{\xi} = \begin{pmatrix} \xi_1 \\ \xi_2 \\ \xi_3 \end{pmatrix} = \mathbf{a}^\dagger \boldsymbol{\sigma} \mathbf{a}$$

$$\sigma_1 = \begin{pmatrix} 1 & 0 \\ 0 & -1 \end{pmatrix}$$

$$\sigma_2 = \begin{pmatrix} 0 & 1 \\ 1 & 0 \end{pmatrix}$$

$$\sigma_3 = \begin{pmatrix} 0 & -i \\ i & 0 \end{pmatrix}$$

Stokes parameters

Stokes parameter	Photon observation	Fermion observation
ξ_1	Plane polarization	Spin in z - direction
ξ_2	Plane polarization at an angle of $\pi/4$ to the right	Spin in x - direction
ξ_3	Left/Right circular polarization	Spin in y - direction

Example linear polarized photon:

$$\mathbf{E} = \cos \phi \mathbf{E}_1 + \sin \phi \mathbf{E}_2$$
$$\boldsymbol{\xi} = \begin{pmatrix} \cos^2 \phi - \sin^2 \phi \\ 2 \sin \phi \cos \phi \\ 0 \end{pmatrix}$$

Matrix formalism

$$\begin{pmatrix} I \\ \xi \end{pmatrix} = T \begin{pmatrix} I_0 \\ \xi_0 \end{pmatrix}$$

W.H. McMaster, Rev.Mod.Phys. 33 (1961) 8

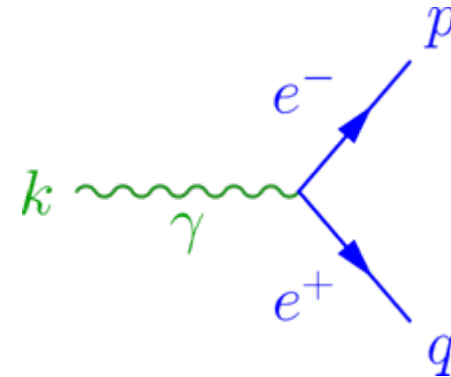
Transformation matrix

$$T = \begin{pmatrix} S & A_1 & A_2 & A_3 \\ P_1 & M_{11} & M_{21} & M_{31} \\ P_2 & M_{12} & M_{22} & M_{32} \\ P_3 & M_{13} & M_{23} & M_{33} \end{pmatrix}$$

- Differential cross section
- **Asymmetry**
- **Polarization**
- **Depolarization and polarization transfer**

Pair production in field of nucleus

$$T = \begin{pmatrix} I & -D & 0 & 0 \\ 0 & 0 & 0 & -L \\ 0 & 0 & 0 & -T \\ 0 & 0 & 0 & 0 \end{pmatrix}$$



$$I = [p^2 + (p - k)^2](3 + F(p, k; Z)) - 2p(p - k)(1 + G(p, k; Z))$$

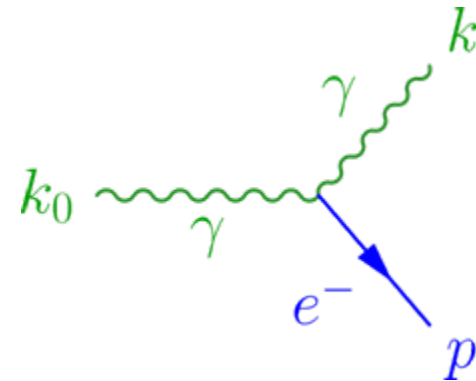
$$D = 8p(p - k) G(p, k; Z)$$

$$L = k\{(2p - k)[3 + F(p, k; Z)] + 2(p - k)[1 + G(p, k; Z)]\}$$

$$T = 4k(p - k) H(p, k; Z)$$

Compton scattering

$$T = \begin{pmatrix} I & A & 0 & E \\ A & B & 0 & H_1 \\ 0 & 0 & C & H_2 \\ F & G_1 & G_2 & D \end{pmatrix}$$



Independent of
electron spin S :
(I, A, B, C, D)

$$I = 1 + \cos^2 \theta + (k_0 - k)(1 - \cos \theta)$$

$$A = \sin^2 \theta$$

$$D = 2 \cos \theta + (k_0 - k)(1 - \cos \theta) \cos \theta$$

Dependent on
electron spin S :
(E, F, G_i , H_i)

$$E = -(1 - \cos \theta)(\mathbf{k}_0 \cos \theta + \mathbf{k}) \cdot \mathbf{S}$$

$$F = -(1 - \cos \theta)(\mathbf{k} \cos \theta + \mathbf{k}_0) \cdot \mathbf{S}$$

Proposal for the implementation

Input:

Stokes parameters of the particle (beam) \rightarrow *G4ThreeVector*
(bookkeeping already included in GEANT4)
Polarization of the Volume \rightarrow *G4ThreeVector* (*PolarizationManager*)



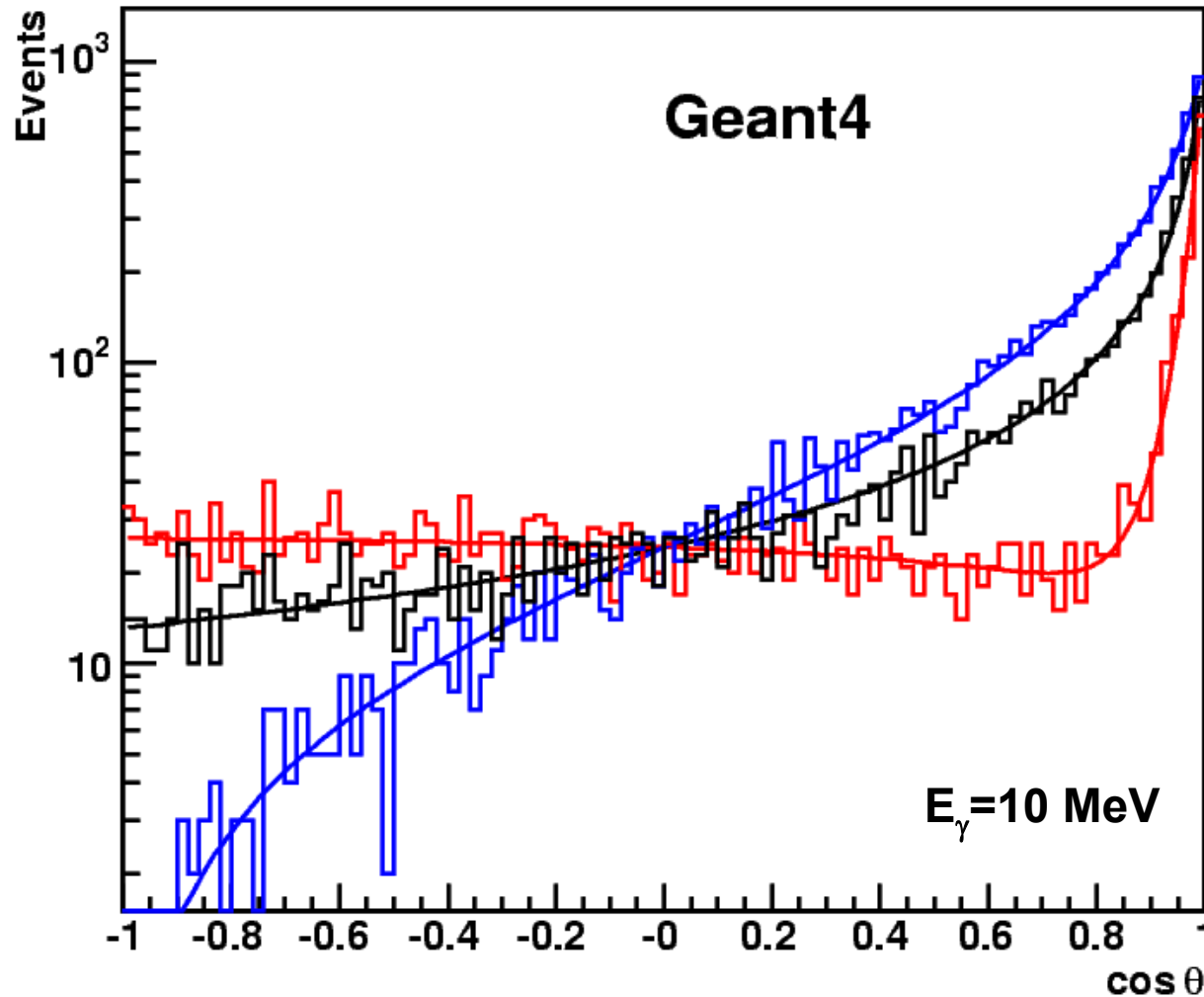
Calculate **cross sections** (total, differential) \rightarrow interaction length
Derive **polarization transfer** from initial to final state



Output:

Stokes parameters of the final states

Results Compton scattering



Polarized:

← $P_e = +1$

← $P_\gamma = +1$

→ $P_e = -1$

← $P_\gamma = +1$

Unpolarized:


← $P_e = 0$

← $P_\gamma = 0$

Polarization transfer in the pair production process

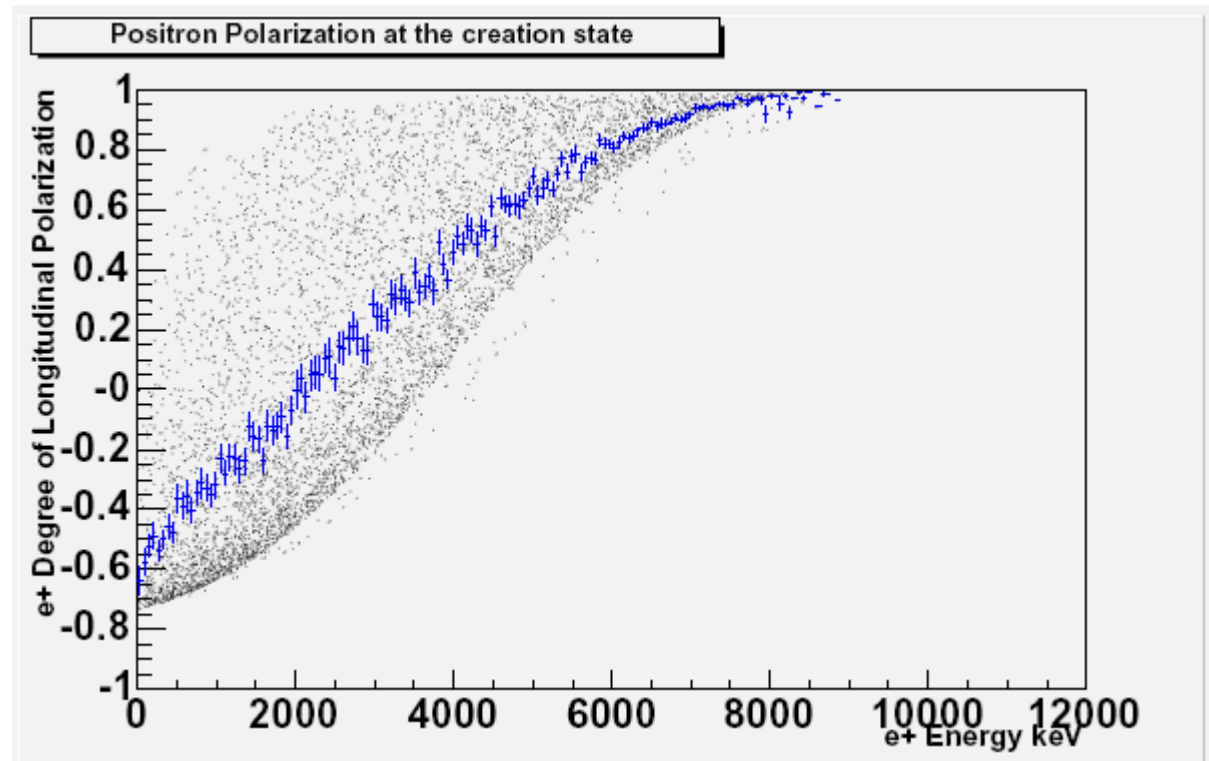
$$\begin{pmatrix} I \\ 0 \\ 0 \\ -1 \end{pmatrix}$$

Stokes
Vector




Polarized Photon Beam

Positron Polarization profile from polarized Undulator photons (creation point)



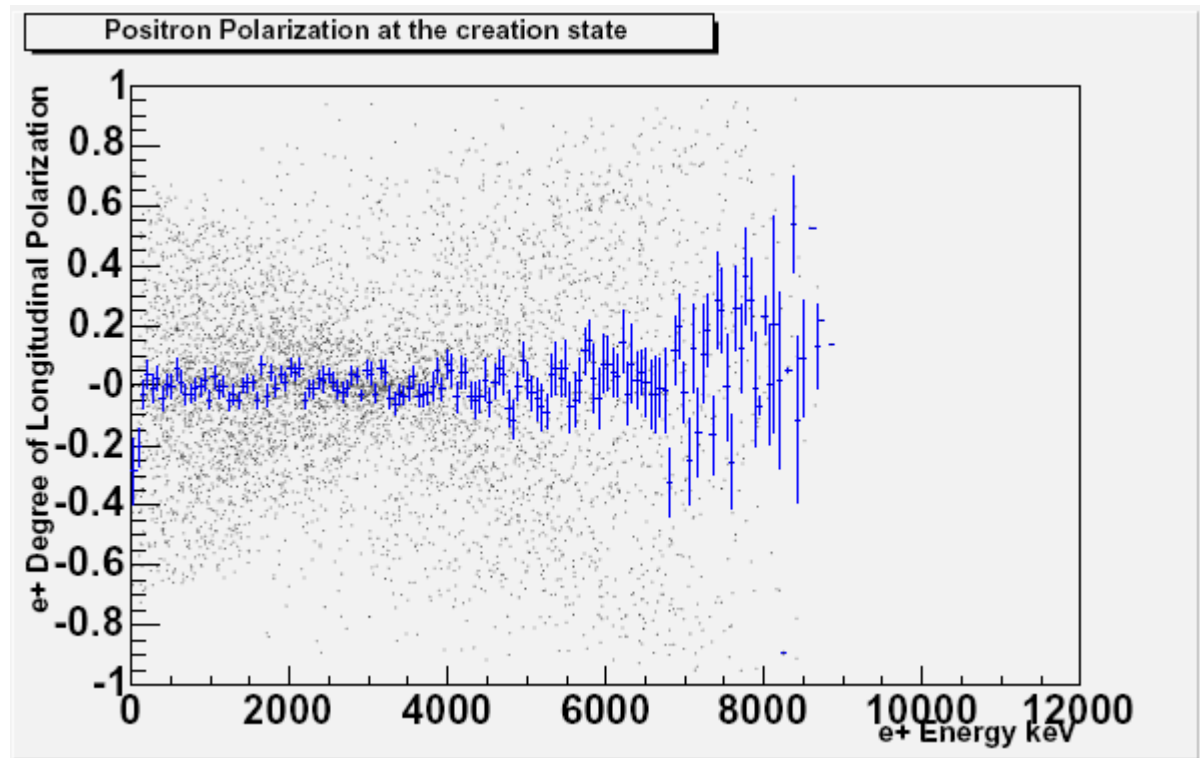
Polarization transfer in the pair production process

$\begin{pmatrix} I \\ 0 \\ 0 \\ \text{Random} \end{pmatrix}$



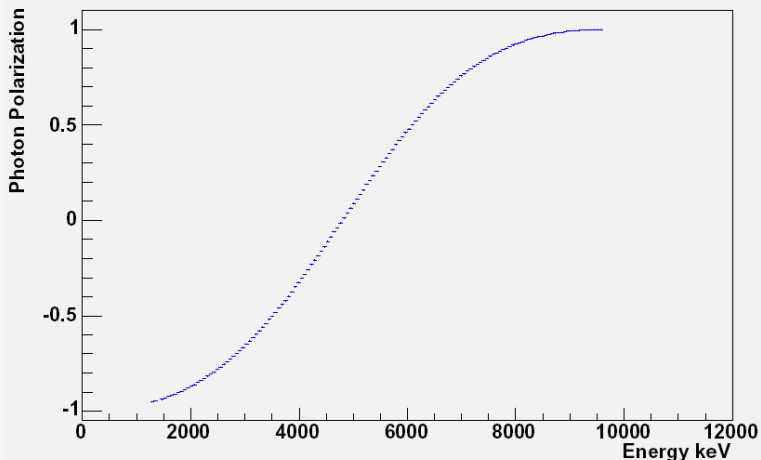
Positron Polarization profile from polarized Undulator photons (creation point)

Stokes Vector



Target studies - results

E166 1st Harmonic undulator photons polarisation

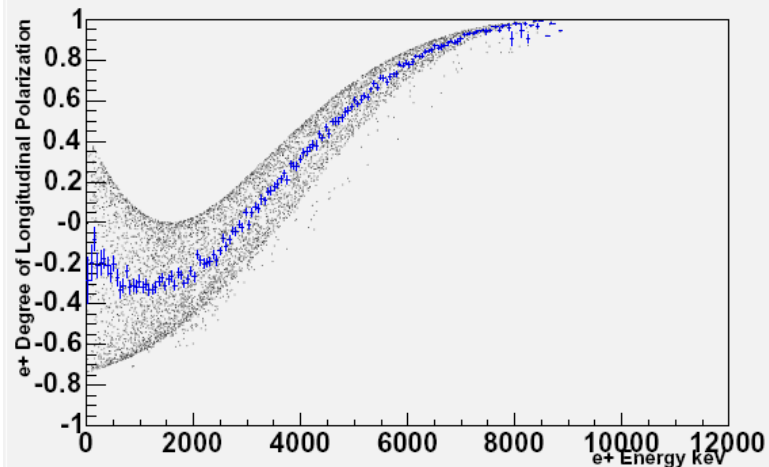


Polarization profile of the first harmonic undulator photons

$0.5 X_0 W$

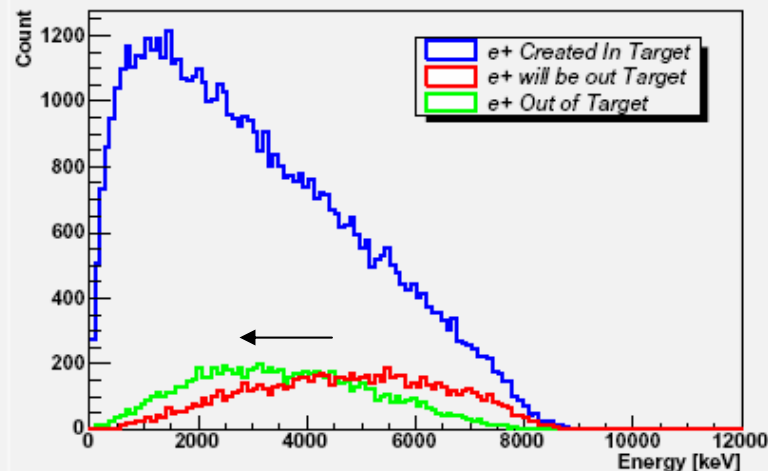


Positron Polarization at the creation state



Positron Polarization profile created by the undulator photons (creation point)

The target may filter positrons with high degree of polarization



e^+ Energy distribution (inside/outside target)

Outlook

- **Continue the implementation of Polarization in G4 processes**
 - Focus on stokes formalism (*describes all polarization states for γ , e^+ , e^-*)
 - First priority to processes needed for the for polarized positron source
 - Other processes will not be neglected
- **Cross check with other existing simulation packages (EGS4...)**
- **Possibility to simulate and cross check with experimental results (E166)**
- **Contact and collaborate with other groups (developing polarized Geant4)**
 - Coordinate the work and the approach on the implementation.
- **Propose the polarized processes to the G4 collaboration (official release)**